

# Tallapoosa River Bass Survey

Dan Catchings and Mike Holley

Alabama Division of  
Wildlife and Freshwater Fisheries



Fisheries Section

**Spring 2008 Samples-Tallapoosa River**

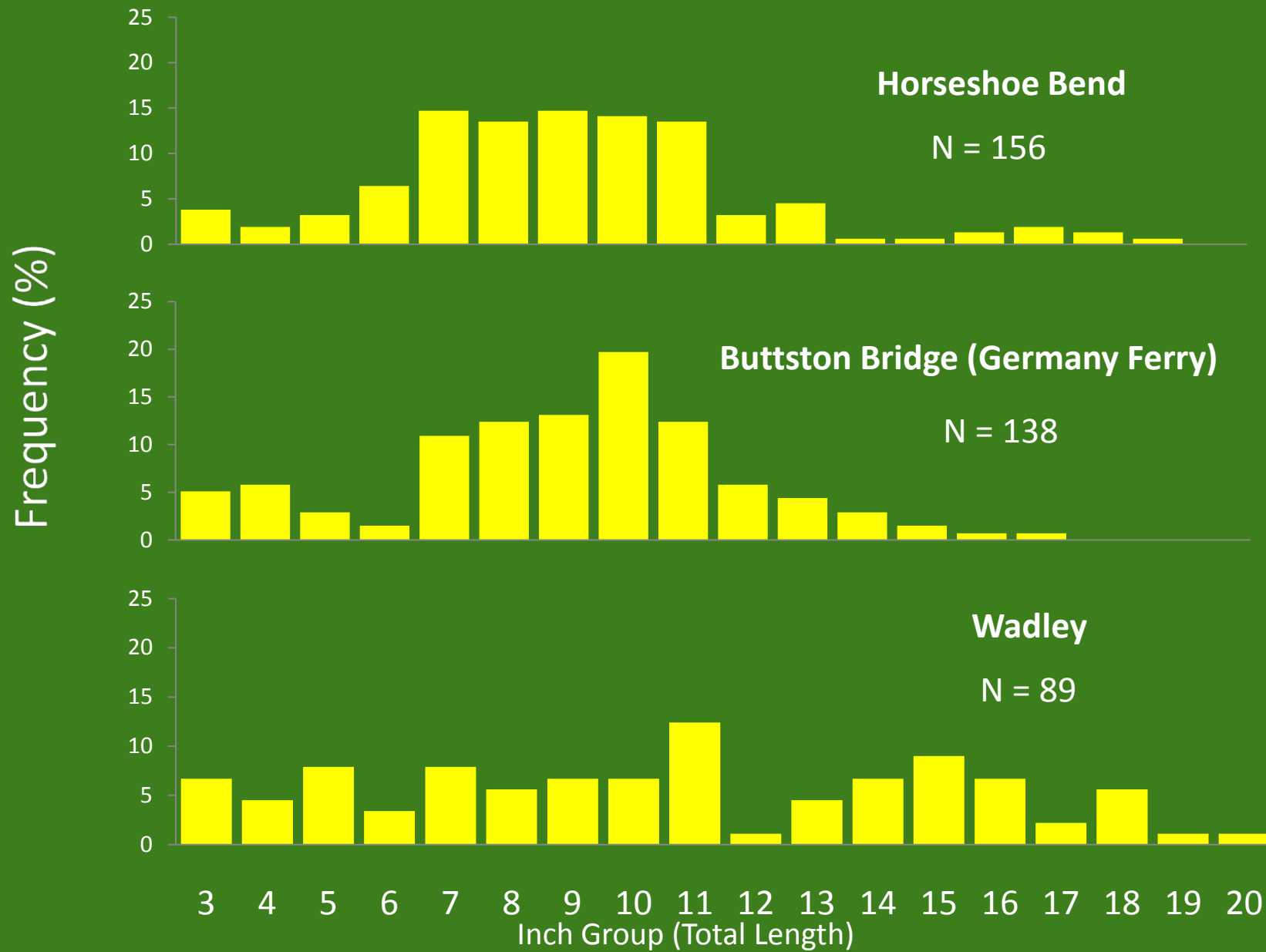
| <b>LOCATIONS</b> | <b>Tagged SPB</b> | <b>Total SPB</b> | <b>Tagged REB</b> | <b>Total REB</b> | <b>Tagged LMB</b> | <b>Total LMB</b> |
|------------------|-------------------|------------------|-------------------|------------------|-------------------|------------------|
| Wadley           | 74                | 89               | 7                 | 7                | 8                 | 8                |
| Buttston Bridge  | 118               | 138              | 12                | 15               | 7                 | 7                |
| Horseshoe Bend   | 142               | 156              | 14                | 16               | 1                 | 1                |
| <b>Total</b>     | <b>334</b>        | <b>383</b>       | <b>33</b>         | <b>38</b>        | <b>16</b>         | <b>16</b>        |

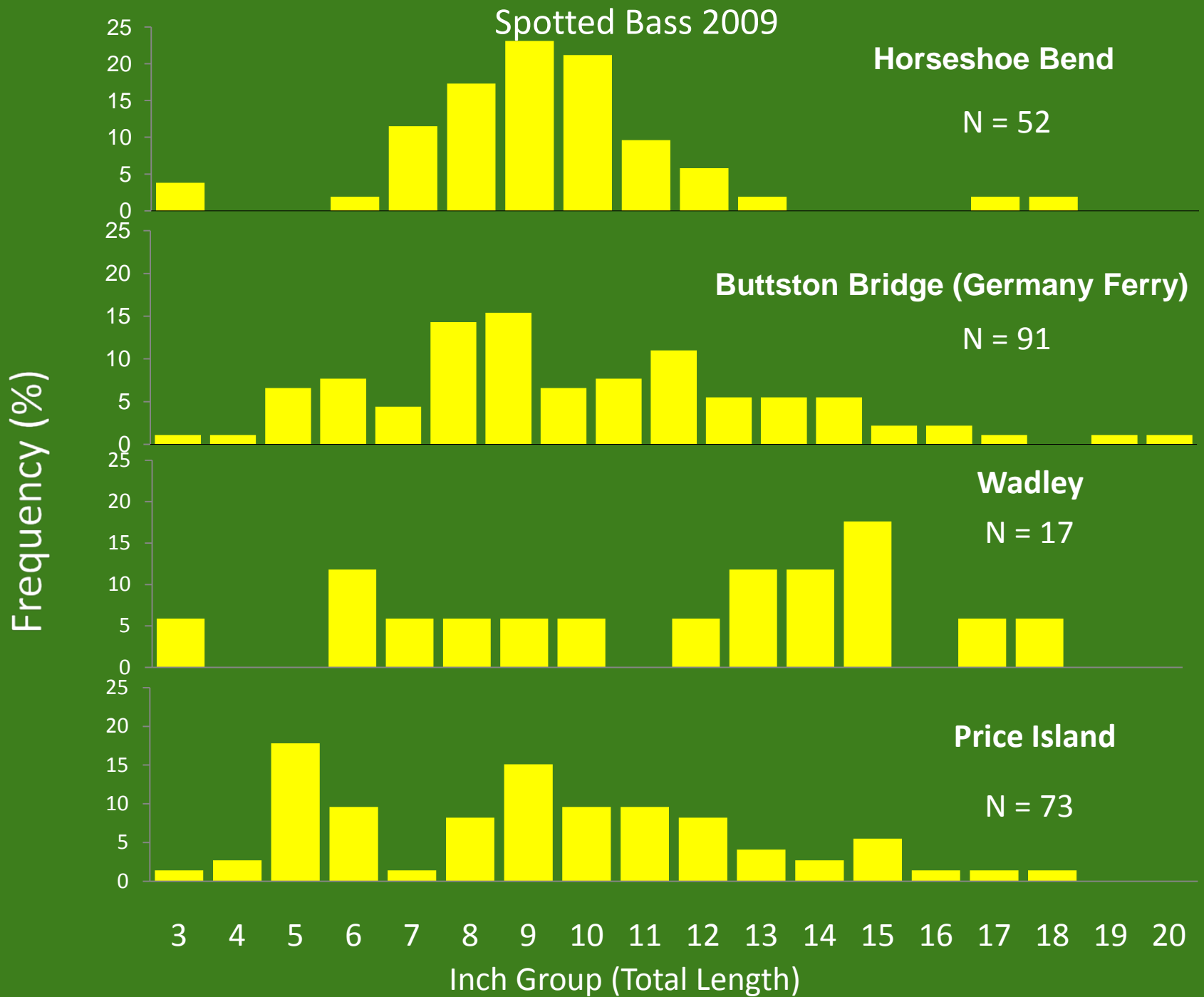
**Total tagged 2008 all species= 383****Spring 2009 Samples-Tallapoosa River**

| <b>LOCATIONS</b> | <b>Tagged SPB</b> | <b>Total SPB</b> | <b>Tagged REB</b> | <b>Total REB</b> | <b>Tagged LMB</b> | <b>Total LMB</b> |
|------------------|-------------------|------------------|-------------------|------------------|-------------------|------------------|
| Price Island     | 58                | 73               | 5                 | 7                | 6                 | 6                |
| Wadley           | 7                 | 17               | 1                 | 1                | 2                 | 4                |
| Buttston Bridge  | 76                | 91               | 8                 | 10               | 7                 | 15               |
| Horseshoe Bend   | 50                | 52               | 2                 | 3                |                   |                  |
| <b>Total</b>     | <b>191</b>        | <b>233</b>       | <b>16</b>         | <b>21</b>        | <b>15</b>         | <b>25</b>        |

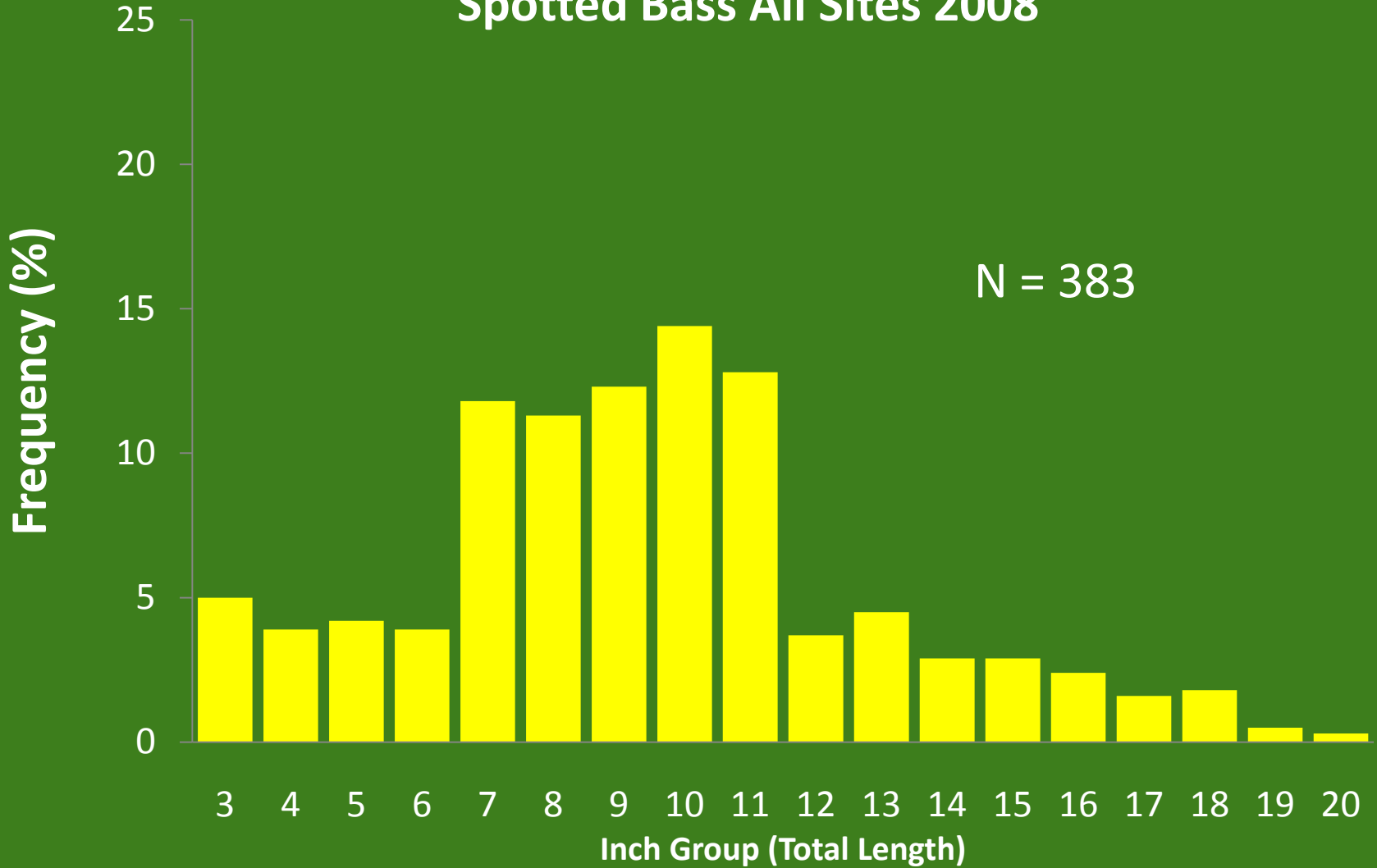
**Total tagged 2009 all species= 222****Grand Total 08 & 09 525 616 49 59 31 41**

# Spotted Bass 2008

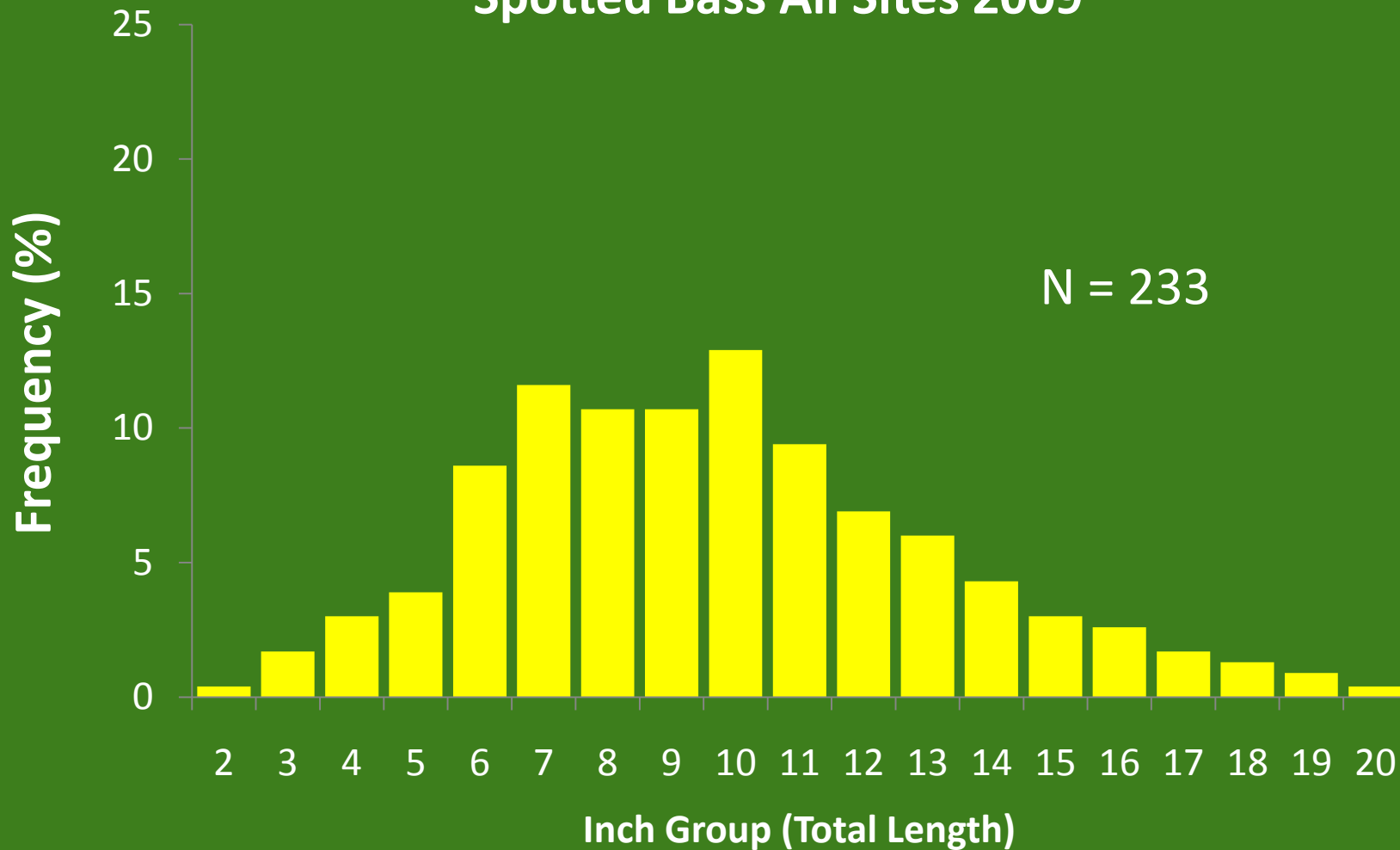




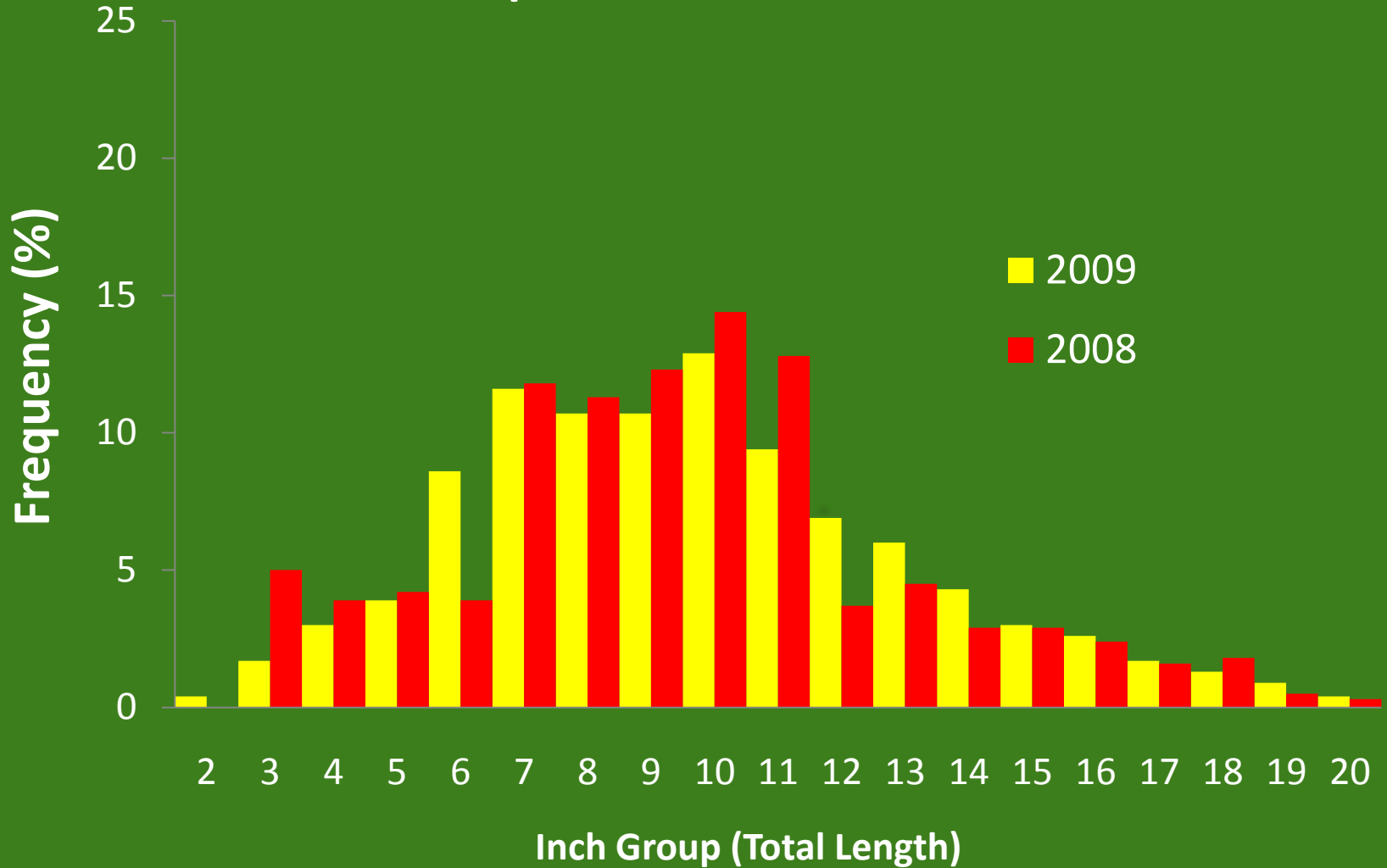
# Spotted Bass All Sites 2008



# Spotted Bass All Sites 2009



# Spotted Bass 2008 - 2009



## RECAPTURES OF TAGGED FISH ON TALLAPOOSA RIVER

| Location      | Species | Tagged    | TLmm | Wt_g | Recap Date | TLmm | Wt_g | TL diff | Wt diff |
|---------------|---------|-----------|------|------|------------|------|------|---------|---------|
| Buttston Bdge | SPB     | 5/8/2008  | 397  | 664  | 5/12/2009  | 409  | 739  | 12      | 75      |
| Buttston Bdge | SPB     | 5/8/2008  | 239  | 115  | 5/12/2009  | 260  | 193  | 21      | 78      |
| Buttston Bdge | SPB     | 5/8/2008  | 347  | 440  | 5/12/2009  | 360  | 467  | 13      | 27      |
| Buttston Bdge | SPB     | 5/8/2008  | 262  | 177  | 5/12/2009  | 279  | 223  | 17      | 46      |
| Buttston Bdge | SPB     | 5/8/2008  | 319  | 323  | 5/12/2009  | 355  | 439  | 36      | 116     |
| Horseshoe Bd  | SPB     | 5/7/2008  | 202  | 75   | 5/11/2009  | 225  | 107  | 23      | 32      |
| Horseshoe Bd  | SPB     | 5/7/2008  | 249  | 145  | 5/11/2009  | 270  | 189  | 21      | 44      |
| Wadley        | SPB     | 5/22/2008 | 357  | 493  | 5/18/2009  | 383  | 635  | 26      | 142     |
| Wadley        | SPB     | 5/22/2008 | 232  | 127  | 5/18/2009  | 264  | 214  | 32      | 87      |
| Wadley        | SPB     | 5/22/2008 | 197  | 78   | 5/18/2009  | 244  | 155  | 47      | 77      |